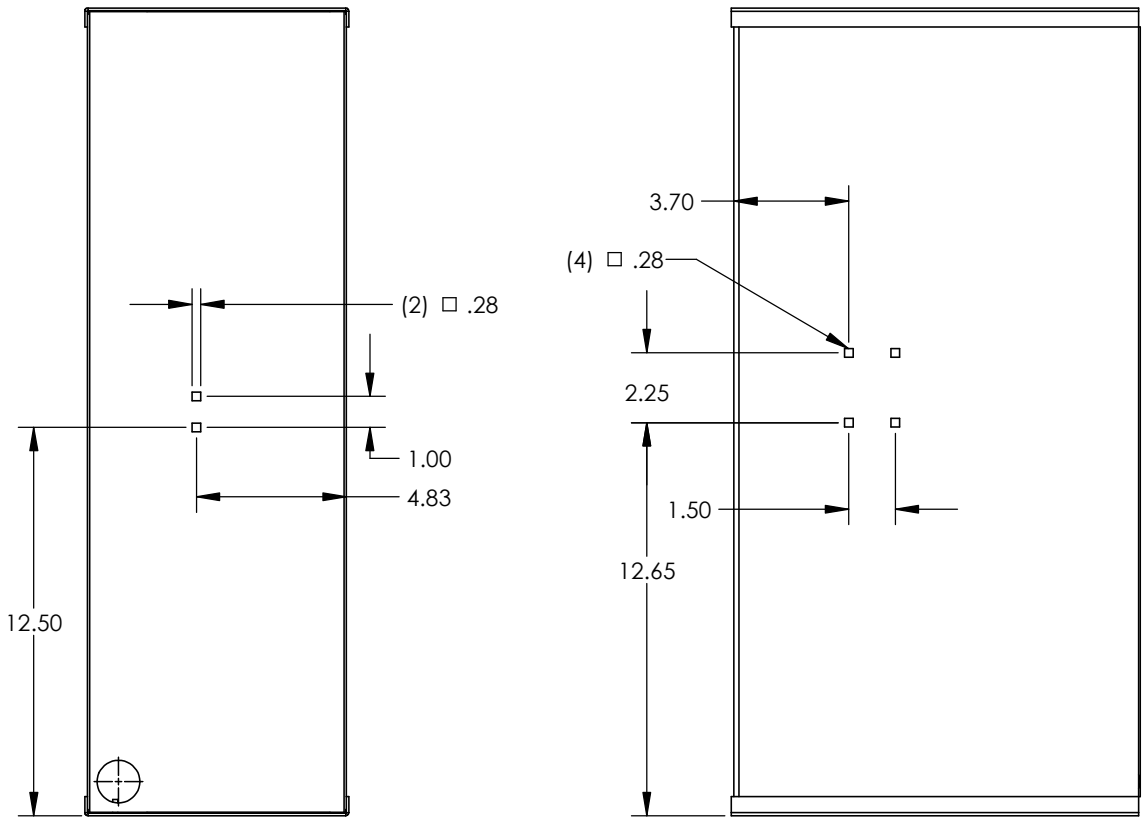
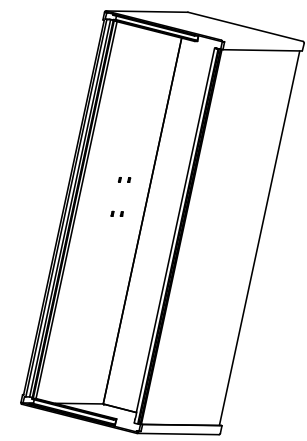


The disclosures and contents of this drawing are confidential and the exclusive property of TriTeg LLC. This print is not to be copied or reproduced and is furnished for engineering information only. Possession of this print does not give license to manufacture articles shown hereon without written permission.

NOTES:

1. MATERIAL :

2. FINISH:



REV.	ECN NO.	AREA	DESCRIPTION	DATE	DFTM	CHKD	APVD
A	2223		RELEASE FOR PRODUCTION	08/09/06	JC		

STANDARD TOLERANCES  
UNLESS OTHERWISE SPECIFIED

FRACTIONAL:  $\pm 0.015$   
 DECIMAL: .XXX =  $\pm 0.005$   
 .XX =  $\pm 0.010$   
 .X =  $\pm 0.015$

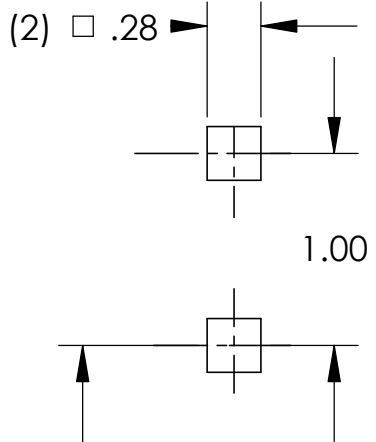
ANGLES: 1°

DRAWN: JC  
 CHECKED:  
 DATE: 08/09/06

				<b>A</b>	
		PROJ. NO.: 1197			
<b>PART NAME: CABINET MODIFICATIONS</b>					
<b>CAT:</b>	<b>MATERIAL: SEE NOTES</b>				
<b>SALES NO.:</b>	<b>PART NO.: 11738-00-00</b>				
<b>CUSTOMER PART NUMBER:</b>				<b>SH1 OF 3</b>	



LOCATION OF HOLES  
IN BACK

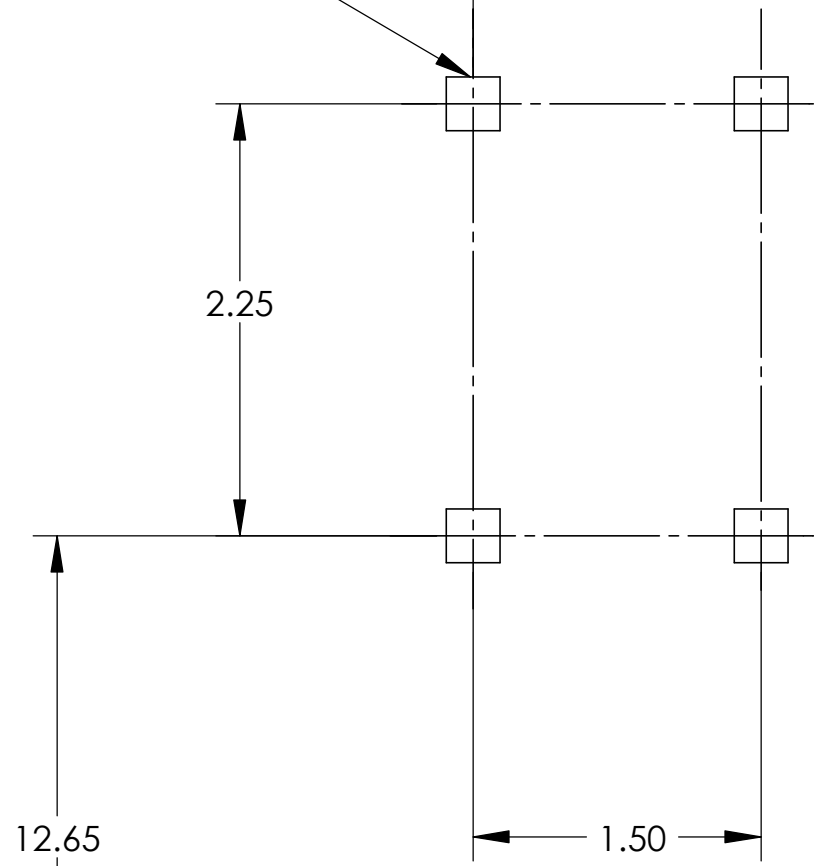


TO BOTTOM

3.70  
BACK EDGE OF CABINET

(4) □ .28

LOCATION OF HOLES  
IN SIDE



DIMENSION TO BOTTOM  
OF CABINET